

2017-2018 HAWAII STATE NURSE EDUCATION CAPACITY

This infographic provides key statistics for the 2017-2018 Hawai'i State Nurse Education Capacity Survey. For the full report, visit our website: hawaiicenterfornursing.org/data-reports

PRE-LICENSE PROGRAMS

POST-LICENSE PROGRAMS

TOTAL GRADUATES

444

LPN = 40
ADN = 131
BSN = 239
GEPN = 34

135

RN to BSN = 82
MSN = 34
DNP = 9
PhD = 10

NEIGHBOR ISLAND GRADUATES

31%

12%

KEY DEMOGRAPHICS

19% MALE **17%**

*13% of the current nursing workforce is male.

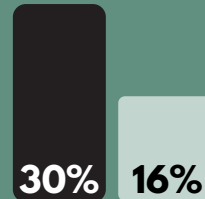
11% NATIVE HAWAIIAN **9%**

*11% of the current nursing workforce is Native Hawaiian.

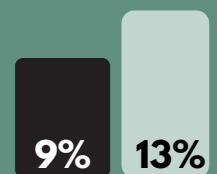
NURSING FACULTY

KEY DEMOGRAPHICS

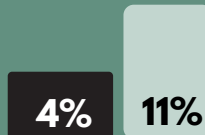
Over 60 Years Old



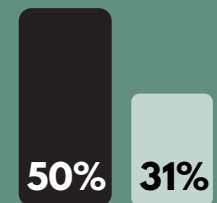
Male



Native Hawaiian



Caucasian



■ Faculty ■ Nursing Workforce

VACANCY RATES

7% FULL-TIME **2%** PART-TIME **5%** OVERALL

TOP 3 CHALLENGES

These have been identified by Schools of Nursing as factors that adversely impact their programs.

- 1 Difficulty filling full-time faculty positions
- 2 Lack of funding for faculty raises or new hires
- 3 Insufficient resources for new program development