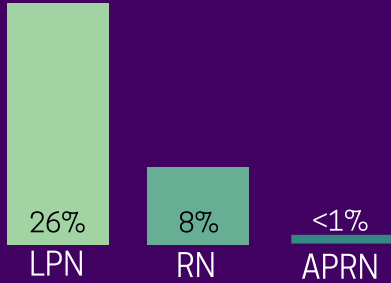


2019 NURSING WORKFORCE COUNTY OF KAUA'I

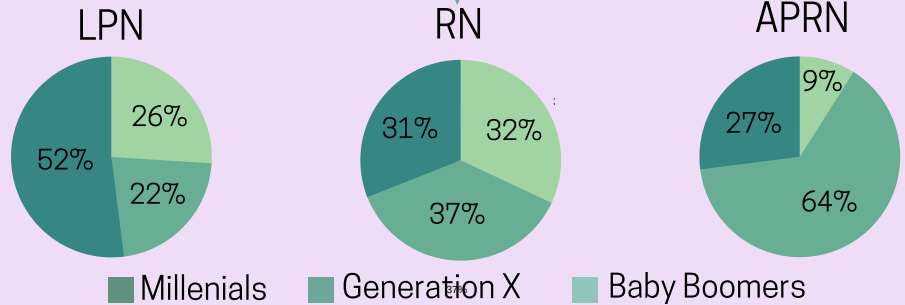
County License Counts*: LPN = 144 RN = 788 APRN = 49

*DCCA PVL Geographic Report of Current Licenses as of July 2019

MALES

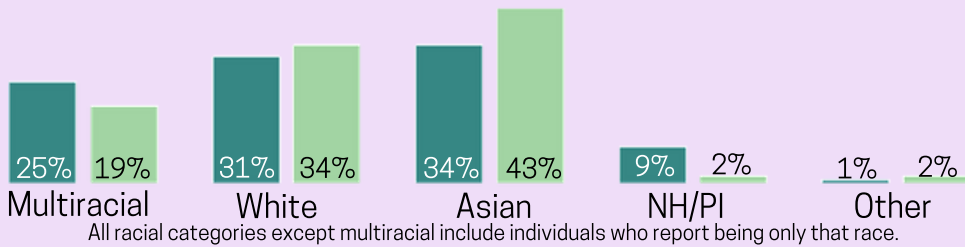


GENERATIONS



Population
Nurses

RACE



NATIVE HAWAIIAN



TOP SPECIALTIES

LPN

29% - Other
29% - Adult-Gerontology
13% - Family Health
10% - Medical-Surgical
10% - Pediatrics

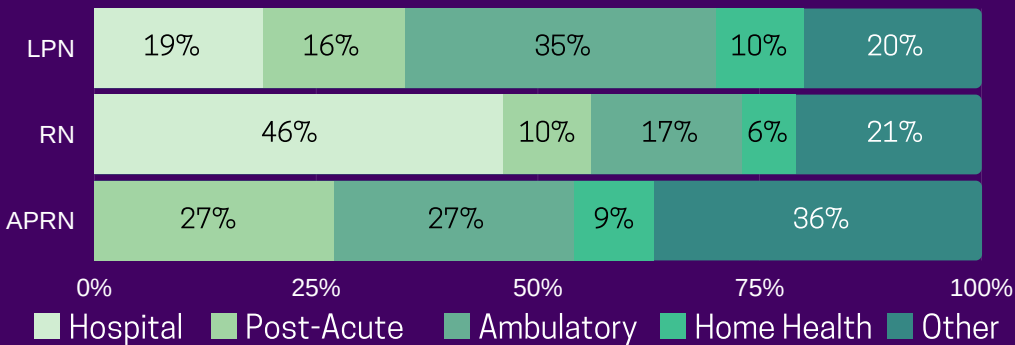
RN

20% - Other
14% - Medical-Surgical
12% - Adult-Gerontology
6% - Emergency/Trauma
6% - Periop/Surgical

APRN

27% - Adult-Gerontology
18% - Other
6% - Family Health, Mental Health, Palliative Care, Pediatrics, Oncology, Women's Health

SETTING



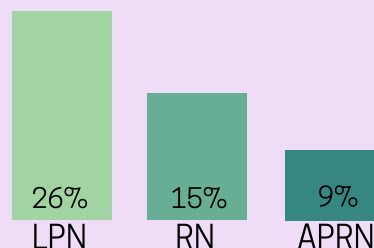
BSN+

53% County of Kaua'i
74% State of Hawai'i
56% United States*

*Campaign for Action, 2019

RETIREMENT

Intends to retire by 2024



OF ALL COUNTIES...

The County of Kaua'i's nursing workforce is, **on average, the oldest.**

The data contained in this infographic are excerpts from the 2019 Hawai'i Nursing Workforce Supply survey and report. For additional infographics and to read the full report, visit <https://www.hawaii-center-for-nursing.org/data-reports/>. The margin of error for the statistics presented in this infographic varies by license, and ranges from +/- 3.29% to +/- 23.08%. If you require this information in an alternate format, please email hscndata@hawaii.edu.