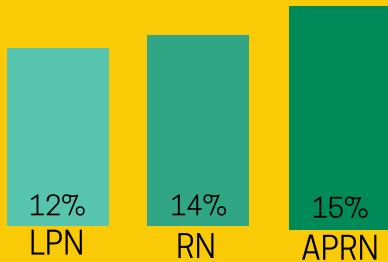


2019 NURSING WORKFORCE CITY & COUNTY OF HONOLULU

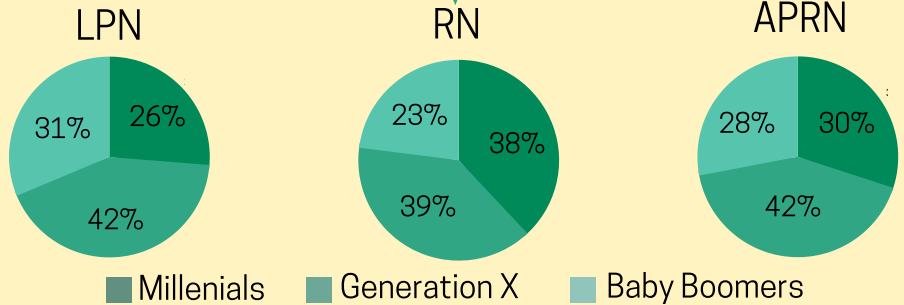
County License Counts*: LPN = 1,140 RN = 12,510 APRN = 938

*DCCA PVL Geographic Report of Current Licenses as of July 2019

MALES

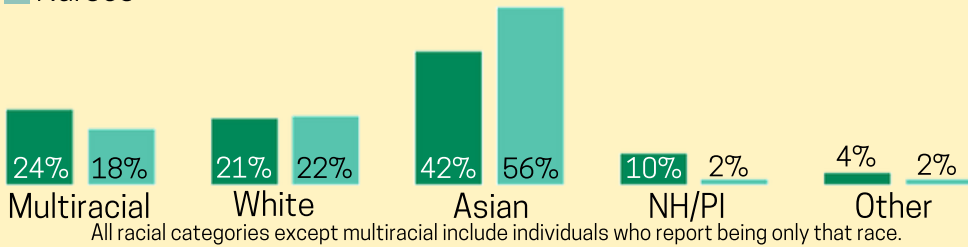


GENERATIONS



Population
Nurses

ETHNICITY



NATIVE HAWAIIAN



TOP SPECIALTIES

LPN

- 30% - Other
- 27% - Adult-Gerontology
- 8% - Pediatrics
- 8% - Family Health
- 5% - Psych/Mental Health

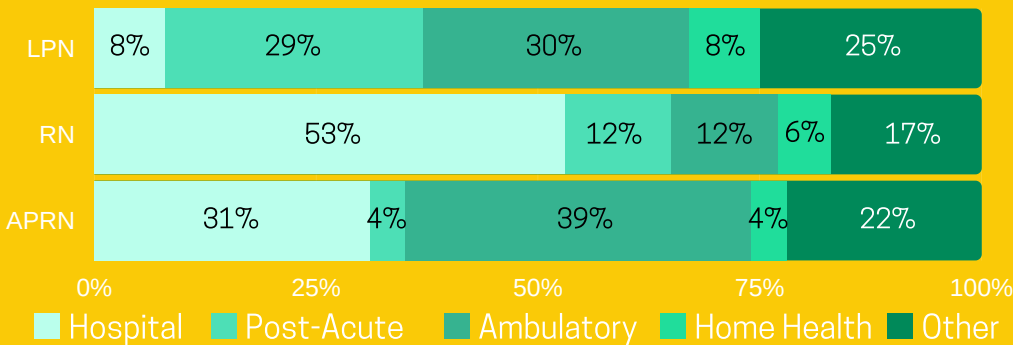
RN

- 17% - Other
- 13% - Adult-Gerontology
- 11% - Medical Surgical
- 6% - Critical Care
- 6% - Admin/Management

APRN

- 20% - Other
- 17% - Adult-Gerontology
- 13% - Family Health
- 8% - Pediatrics
- 8% - Women's Health

SETTING



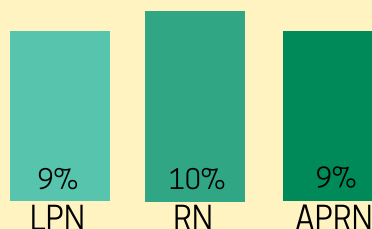
BSN+

80% City & County of Honolulu
74% State of Hawai'i
56% United States*

*Campaign for Action, 2019

RETIREMENT

Intends to retire by 2024



OF ALL COUNTIES...

The C&C of Honolulu has the highest percentage of RNs who **entered practice with a BSN.**

The data contained in this infographic are excerpts from the 2019 Hawai'i Nursing Workforce Supply survey and report. For additional infographics and to read the full report, visit <https://www.hawaii-center-for-nursing.org/data-reports/>. The margin of error for the statistics presented in this infographic varies by license, and ranges from +/- 0.94% to +/- 3.65%. If you require this information in an alternate format, please email hscndata@hawaii.edu.