

HAWAII'S NEW GRADUATE LPN WORKFORCE

This infographic presents characteristics of LPNs employed in Hawai'i in 2019 and who graduated between 2015 and 2018. These RNs completed their education programs in a period of economic growth following the Great Recession and prior to the onset of the 2019 COVID pandemic.

EMPLOYMENT STATUS

97% of new graduate LPNs living in Hawai'i are employed.

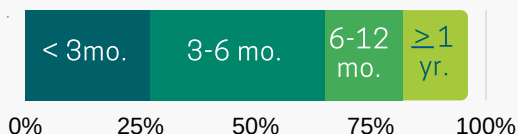
IN THE WORKFORCE

15% of LPNs employed in Hawai'i are new graduates.

EDUCATION LOCATION

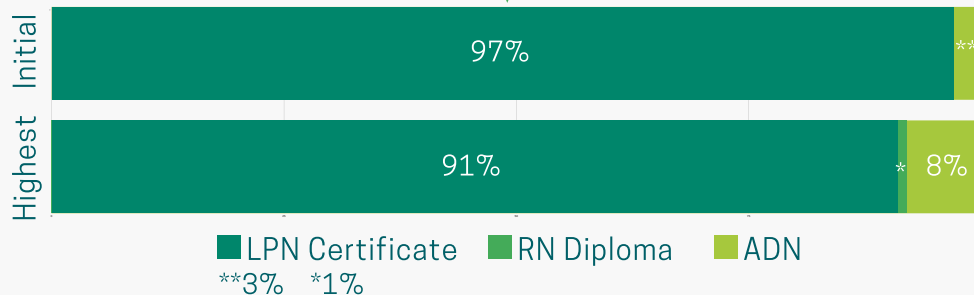
25% of new graduate LPNs were educated out-of-state.

TIME TO EMPLOYMENT



82% found their first nursing position within 1 year of graduation.

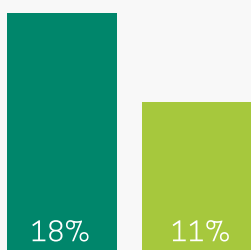
EDUCATION



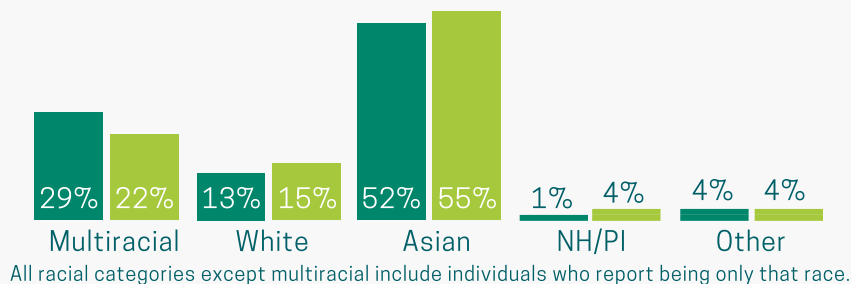
■ New Graduates ■ All LPNs

DEMOGRAPHICS

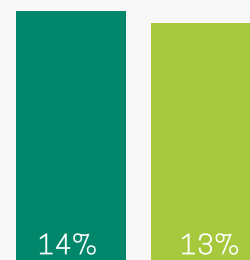
MALES



RACE



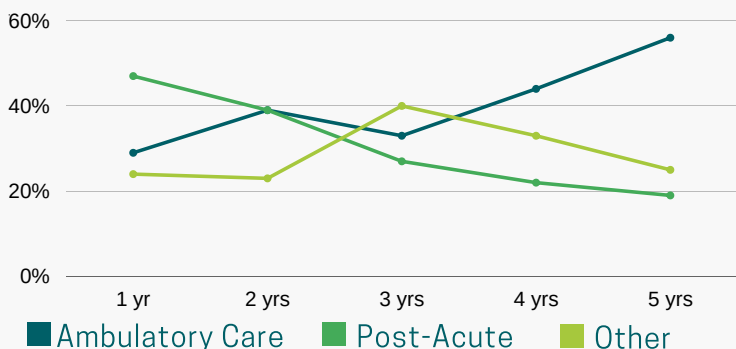
NATIVE HAWAIIAN



SETTING

New graduates are **more likely to work in ambulatory care & less likely to work in post-acute care** the longer they are in the workforce.

EMPLOYMENT SETTING BY YEARS SINCE GRADUATION



RETENTION

15% of new graduates plan to stay in their current position through 2024 as compared to **38%** of all licensed practical nurses.

% INTENDING TO STAY IN THEIR CURRENT POSITION THROUGH 2024

