

# HAWAII'S NEW GRADUATE APRN WORKFORCE

This infographic presents characteristics of APRNs employed in Hawai'i in 2019 and who graduated between 2015 and 2018. These RNs completed their education programs in a period of economic growth following the Great Recession and prior to the onset of the 2019 COVID pandemic.

## EMPLOYMENT STATUS

**100%** of new grad APRNs living in Hawai'i are employed.

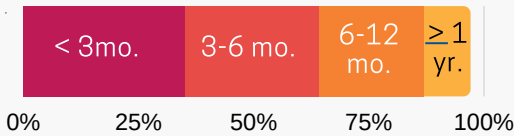
## IN THE WORKFORCE

**7%** of APRNs employed in Hawai'i are new graduates.

## EDUCATION LOCATION

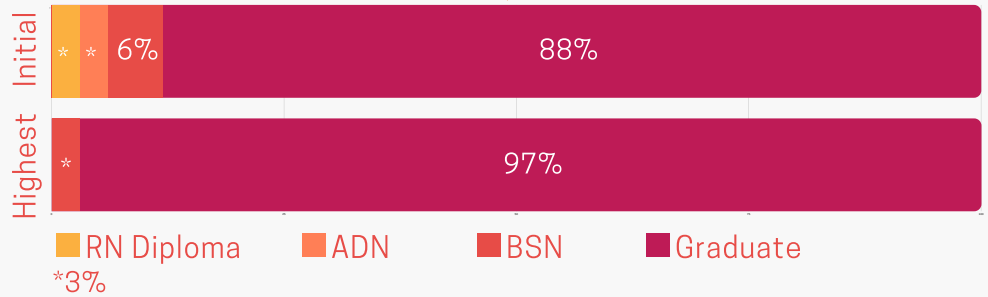
**45%** of new grad APRNs were educated out-of-state.

## TIME TO EMPLOYMENT



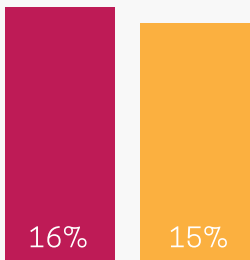
**87%** found their first nursing position within 1 year of graduation.

## EDUCATION



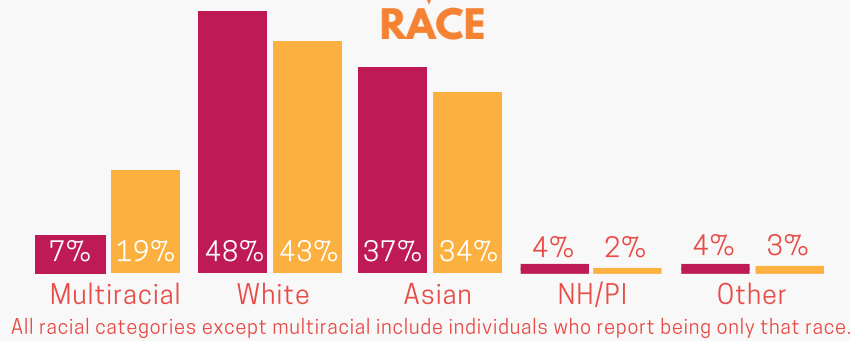
■ New Graduates ■ All APRNs

## MALES

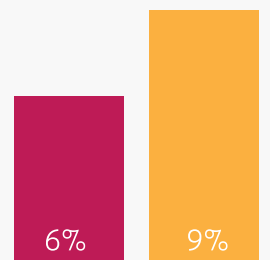


## DEMOGRAPHICS

### RACE



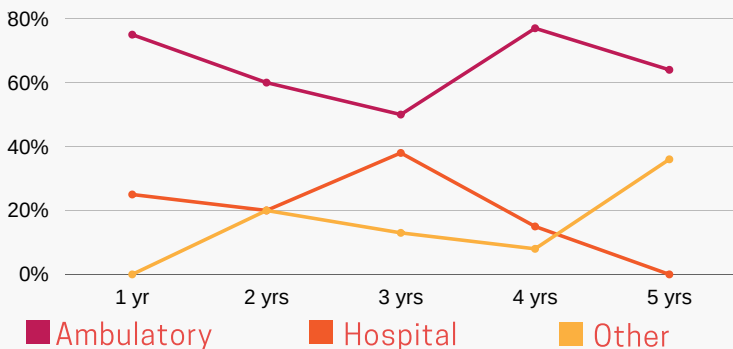
## NATIVE HAWAIIAN



## SETTING

New graduates are most likely to work in **ambulatory care settings** during their first five years of employment.

### EMPLOYMENT SETTING BY YEARS SINCE GRADUATION



## RETENTION

**66%** of new graduates plan to stay in their current position through 2024 as compared to **49%** of all APRNs.

### % INTENDING TO STAY IN THEIR CURRENT POSITION THROUGH 2024

